



This Visual Story is to help me prepare for my trip to the Australian National Maritime Museum.



## The Maritime Museum and the Hidden Disability Sunflower

The Sunflower is a globally recognised symbol for Hidden Disabilities

The Sunflower lanyard is a way that people with Hidden Disabilities can indicate to staff that they may need extra support time and understanding.

I can collect a Sunflower Lanyard to wear at the Museum if I would like one

It is OK if I don't have a lanyard, I can still get help if I need

If I already have a Sunflower lanyard I can bring it with me



This is the Maritime Museum

The Museum normally opens at 9.30AM in school holidays

Today is a Special Event so the Museum will open at 8.30AM



The front door of the museum looks like this

There will be a staff member at the entrance to greet me.

If the door is unattended, there will be a sign showing me which way to go.



I can also enter the museum through the Waterside Studio today

The waterfront pathway to enter through Waterside looks like this

I will pass the big anchors and the HMAS Vampire on my way to the lighthouse gallery



When I arrive at the Museum, a staff member will give me a sticker

I can choose to put the sticker on my shirt, or give it to a family member or friend to keep safe

The sticker is my ticket to see the museum



## RULES AT THE MUSEUM

I can bring a water bottle inside the museum

I can not bring food or other drinks inside the museum

There are places to eat outside if I am hungry





There are lots of things to touch and feel inside the museum

There are some things that I am not allowed to touch

I will see this sign beside things I am not allowed to touch

This is to keep everyone safe



## TOILETS

There are toilets located in the main foyer of the museum

There are toilets located in the lower level of the museum

There are also toilets located next to the Ripples café

It is important to remember that there are no toilets in the upper level of the Museum

I should make sure I have time to get to the lower level if I need to use the toilet





## UNDERWATER DRONES WORKSHOP

If I am old enough (8 yrs +) I can join in an Underwater drone session today

I can register for a drone session with the staff at Kids Deck

I will meet my coach at the performance platform outside near the umbrellas

If it is rainy weather the drones will not be available.



## INSIDE WATERSIDE STUDIO

There are things to do inside the Waterside Studio.

There is a sensory tent I can play in if I want to.

There are bubbles I can experiment with if I want to.

I can ask museum staff for help if I need.



## INSIDE WATERSIDE STUDIO

There are also art making activities here that I can do if I would like to.

There are staff in Waterside Studio who will help me with finding the other activities today.

They can show me into the galleries if I like.



## QUIET ROOM

I can visit the Quiet Room if I feel overwhelmed or need a break

The Quiet Room is a safe space and it is OK to have a meltdown

The Quiet Room is located in the Terrace Room next to the main foyer

I can ask a museum staff member to help me find the Quiet Room if I need




## ACTIVITIES MAP AND KIDS ACTIVITY TRAIL

I will be given an activity map when I arrive at the Museum

I can use this map to find all the activities I can do today

The museum also has a kids activity trail. I can use this trail to find objects in the galleries.

I do not have to do the activity trail if I don't want to



## INSIDE THE MUSEUM GALLERIES

I can visit the museum galleries during Sensory Friendly Sunday if I choose

The museum galleries are inside the main Museum building

**The sound inside has been turned down** to help me enjoy my experience

There are 'lower level' galleries on the ground level

There are 'upper level' galleries on the first floor




## INSIDE THE MUSEUM GALLERIES

I can visit the different exhibitions in the lower level galleries

Some of the exhibitions have things to look at, touch and listen to

I need to remember to look out for 'no touching' signs

If it is too loud, bright or I feel overwhelmed I can visit the Quiet Room



## MOVING AROUND THE GALLERIES

I can use the ramp to travel between the upper and lower level galleries

If I use the ramp I will pass a big silver shark sculpture  
This is an art work called 'Swimming' by Zou Laing

I can also use a lift to travel between the upper and lower level galleries





## LOWER LEVEL GALLERIES

I can visit the Shaped by the Sea exhibition in the lower galleries. This exhibition is shaped like a spiral - there is no set path to follow.

It is very dark in some areas. There are lots of artworks here that can not be touched. There is an alarm near the dugong sculpture which makes a loud sound if someone touches this area.

I can find a space to sit and watch the multimedia works in this space. If this space is too loud, bright or I feel overwhelmed I can visit the Quiet Room



## UPPER LEVEL GALLERIES

I can visit the Under Southern Skies Exhibit in the upper level galleries

This exhibit has a beautiful starry night ceiling

I can find a chair and look up at the starry night ceiling if I choose



## UPPER LEVEL GALLERIES

There is the Bamal exhibition in the upper galleries.

Today there will be storytelling and music in the Bamal Gallery, I can take a seat on the cushions and watch if I choose.

There is also the Mana and Baru exhibition I can walk through.

There are hanging sculptures of fish, sharks and a crocodile made by artist Guykuda Munungurr in this exhibition.

There is an activity trail with stamping stations I can follow to learn more about this exhibition.



## UPPER LEVEL GALLERIES

The Passengers Exhibit in the upper level galleries has a lot of reflective glass

I can choose whether to visit this exhibit

I can use sunglasses to help me deal with the reflections if I need




## UPPER LEVEL GALLERIES

I can also visit the Blueback exhibition today.

This exhibition is interactive so there are things I can touch and play with here.

I have to remember not to touch the blueback puppet.




## LEAVING THE MUSEUM GALLERIES

I will see sculptures made from fishing nets if I use the ramp to leave the Upper Level Galleries

The artworks are called 'Au Karem Ira Lamar Lu' which means 'Ghostnets of the Ocean'

These were made by Erub Arts Collaborative, a group of artists from the Torres Strait Islands.

I can also use the lift to leave the galleries if I would like to



## LEAVING THE MUSEUM GALLERIES

When I reach the lower level I can use the main doors to leave the museum

I can go between the outside to the inside as many times as I like today



## OUTDOOR EXHIBITION



Outside the museum there is another exhibition called Ocean Wonders.

Ocean wonders shows photos of rarely seen sea creatures taken by researchers from the Schmidt Oceanographic Research Institute

I can run around in this outdoor area if I want to

I do not have to visit this area





## EXPLORING THE VESSELS- HMAS ONSLOW

I can go on board the submarine if I want to.

**SAFETY RULES:** I have to be taller than 90cm and able to walk confidently to go on board a vessel. Very young children can't go on board the vessels. This is to keep everyone safe.

I will have to go upstairs in the Action Stations building and line up.

I will be given a yellow tag when it is my turn to go on board




## EXPLORING THE VESSELS- HMAS ONSLOW

The staff on the vessels use noisy 2 way radios to communicate. I can wear headphones to help me deal with the noise.

I have to climb down a ladder backwards to go in a submarine

The submarine is a one way journey and I will have to walk all the way through.

I will need to climb through the airlock doors.



## EXPLORING THE VESSELS- HMAS ONSLOW

I can touch things in the submarine if I want to.  
The buttons in the submarine are not connected any more so it is safe to touch them.

There will be guides on board who can tell me about the submarine if I have questions.

When I exit the submarine I will give back my yellow tag.



## THANK YOU FOR VISITING THE MUSEUM

We hope you enjoyed Sensory Friendly Sunday!

You can share your experience with us @sea.museum